


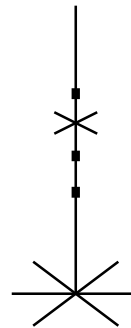
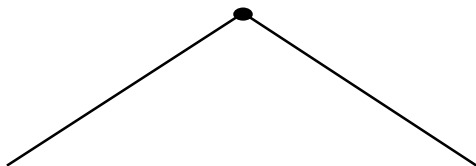
LONG WIRE

INVERTED V

FD4

CP6

TH-11DX



160 m (1,8 MHz)
80 m (3,5 MHz)

40 m (7 MHz)

80 m (3,5 MHz)
40 m (7 MHz)
30m (10 MHz)

40 m (7 MHz)
20 m (14 MHz)
15 m (21 MHz)
10 m (28 MHz)
6 m (50 MHz)

20 m (14 MHz)
17 m (18 MHz)
15 m (21 MHz)
12 m (24 MHz)
10 m (28 MHz)

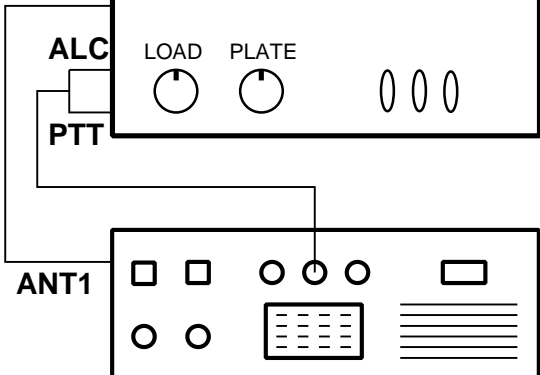
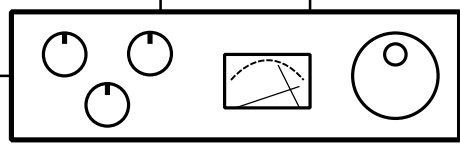
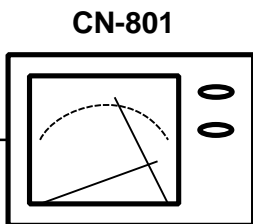
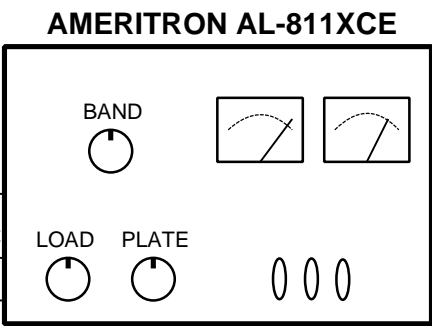
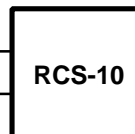


Schéma zapojení KV pracoviště