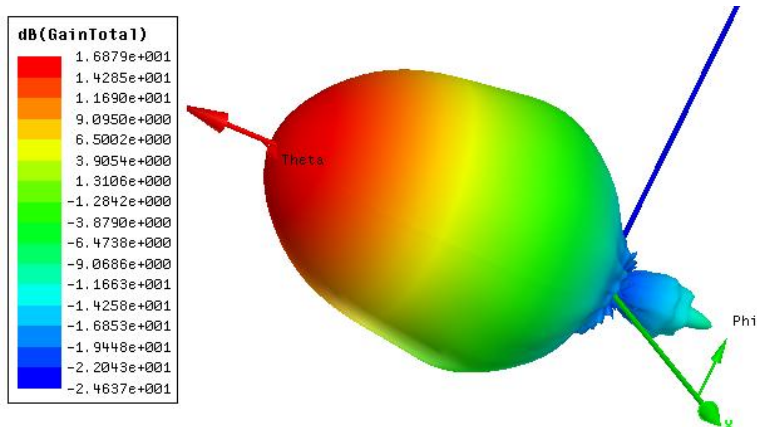
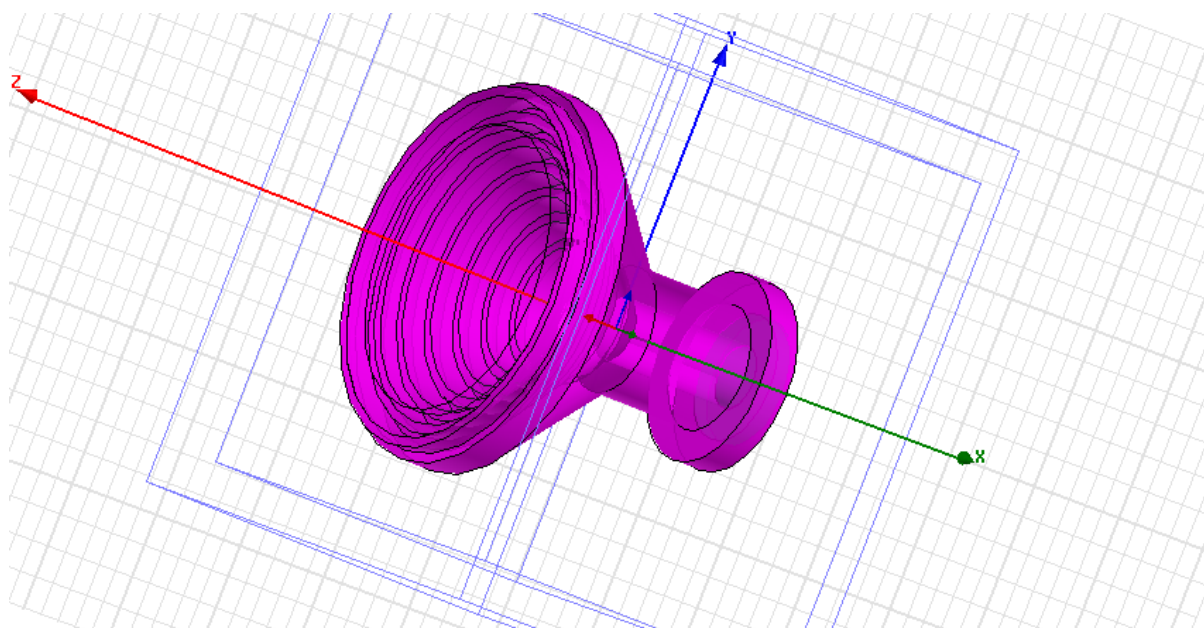


Conical_Horn_4_1aa.hfss

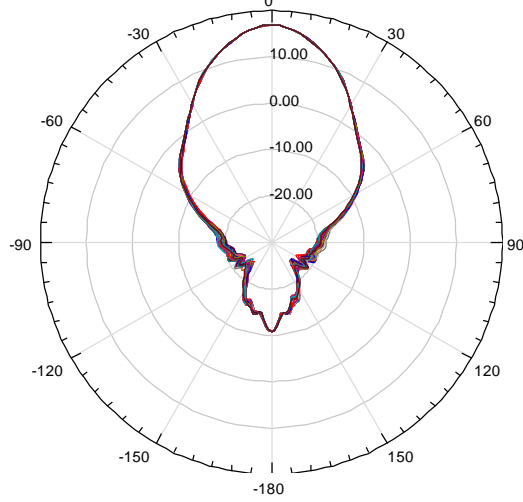
Scalar feed for offset dish f/d = 0,8 and frequency 24 GHz

by Mirek Kasal OK2AQ



Ansoft LLC

Radiation Pattern 1

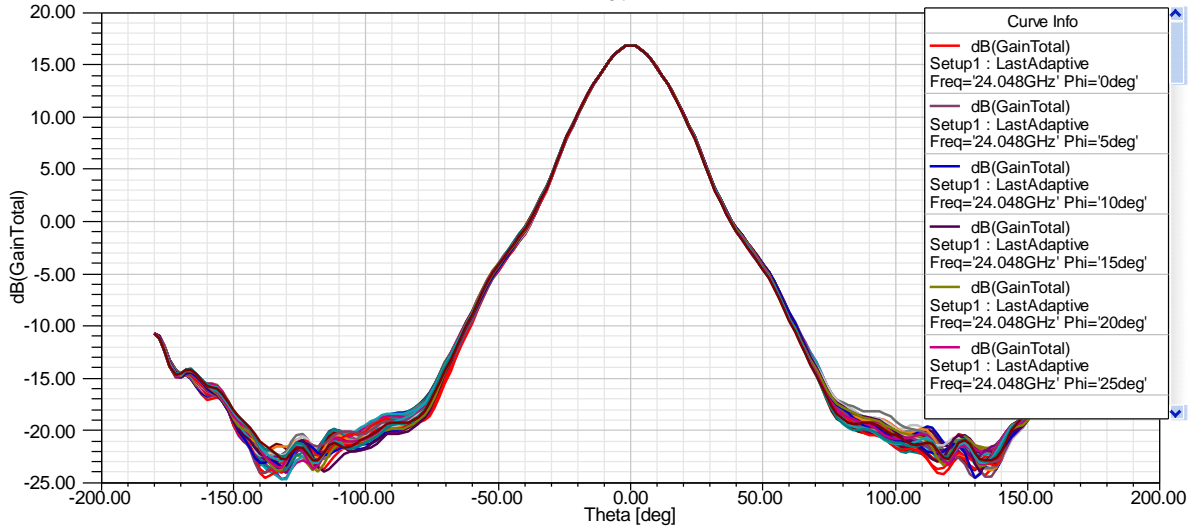


ConicalHorn_Antenna_ADKV1

| Curve Info | |
|-----------------|-----------------------|
| dB(GainTotal) | Setup1 : LastAdaptive |
| Freq=24.048GHz' | Phi='0deg' |
| dB(GainTotal) | Setup1 : LastAdaptive |
| Freq=24.048GHz' | Phi='5deg' |
| dB(GainTotal) | Setup1 : LastAdaptive |
| Freq=24.048GHz' | Phi='10deg' |
| dB(GainTotal) | Setup1 : LastAdaptive |
| Freq=24.048GHz' | Phi='15deg' |
| dB(GainTotal) | Setup1 : LastAdaptive |
| Freq=24.048GHz' | Phi='20deg' |
| dB(GainTotal) | Setup1 : LastAdaptive |
| Freq=24.048GHz' | Phi='25deg' |
| dB(GainTotal) | Setup1 : LastAdaptive |
| Freq=24.048GHz' | Phi='30deg' |

Ansoft LLC

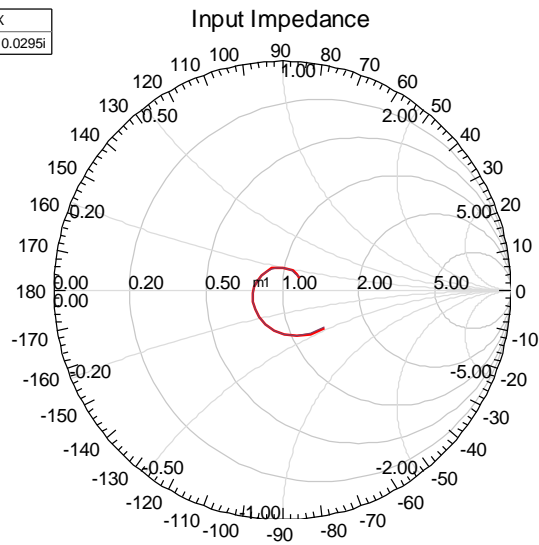
XY Plot 1



ConicalHorn_Antenna_ADKV1

| Curve Info | |
|------------------|-----------------------|
| dB(GainTotal) | Setup1 : LastAdaptive |
| Freq='24.048GHz' | Phi='0deg' |
| dB(GainTotal) | Setup1 : LastAdaptive |
| Freq=24.048GHz' | Phi='5deg' |
| dB(GainTotal) | Setup1 : LastAdaptive |
| Freq=24.048GHz' | Phi='10deg' |
| dB(GainTotal) | Setup1 : LastAdaptive |
| Freq=24.048GHz' | Phi='15deg' |
| dB(GainTotal) | Setup1 : LastAdaptive |
| Freq='24.048GHz' | Phi='20deg' |
| dB(GainTotal) | Setup1 : LastAdaptive |
| Freq=24.048GHz' | Phi='25deg' |

| Name | Freq | Ang | Mag | RX |
|------|---------|----------|--------|------------------|
| m1 | 24.0000 | 171.3512 | 0.1237 | 0.7816 + 0.0295i |



ConicalHorn_Antenna_ADkV1

| Curve Info | |
|------------|-----------------|
| — | S(1,1) |
| — | Setup1 : Sweep1 |
| — | S(2,2) |
| — | Setup1 : Sweep1 |

Properties: Conical_Horn_4_1aa - ConicalHorn_Antenna_ADkV1

Local Variables

Value
 Optimization
 Tuning
 Sensitivity
 Statistics

| Name | Value | Unit | Evaluated Value | Type | Description | Read-only | Hidden |
|---------------------|--------|------|-----------------|--------|-------------|--------------------------|--------------------------|
| --Waveguide ... | | | | Design | | <input type="checkbox"/> | <input type="checkbox"/> |
| WG_Radius | 5 | mm | 5mm | Design | | <input type="checkbox"/> | <input type="checkbox"/> |
| WG_length | 23 | mm | 23mm | Design | | <input type="checkbox"/> | <input type="checkbox"/> |
| Wall_Thickness | 5 | mm | 5mm | Design | | <input type="checkbox"/> | <input type="checkbox"/> |
| --Horn Dimensi... | | | | Design | | <input type="checkbox"/> | <input type="checkbox"/> |
| Horn_Radius | 30 | mm | 30mm | Design | | <input type="checkbox"/> | <input type="checkbox"/> |
| Horn_length | 27 | mm | 27mm | Design | | <input type="checkbox"/> | <input type="checkbox"/> |
| --Air Box | | | | Design | | <input type="checkbox"/> | <input type="checkbox"/> |
| Airbox_dist | 4.1555 | mm | 4.1555mm | Design | | <input type="checkbox"/> | <input type="checkbox"/> |
| --Virtual Object... | | | | Design | | <input type="checkbox"/> | <input type="checkbox"/> |
| VirtualObject_... | 1.2466 | mm | 1.2466mm | Design | | <input type="checkbox"/> | <input type="checkbox"/> |
| Flange_thickn... | 5 | mm | 5mm | Design | | <input type="checkbox"/> | <input type="checkbox"/> |
| Flange_radius | 15 | mm | 15mm | Design | | <input type="checkbox"/> | <input type="checkbox"/> |

Add...

Add Array...

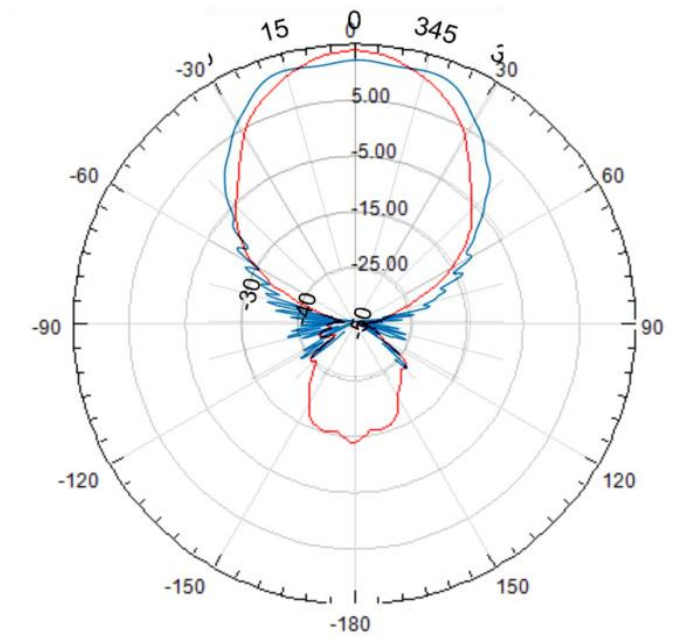
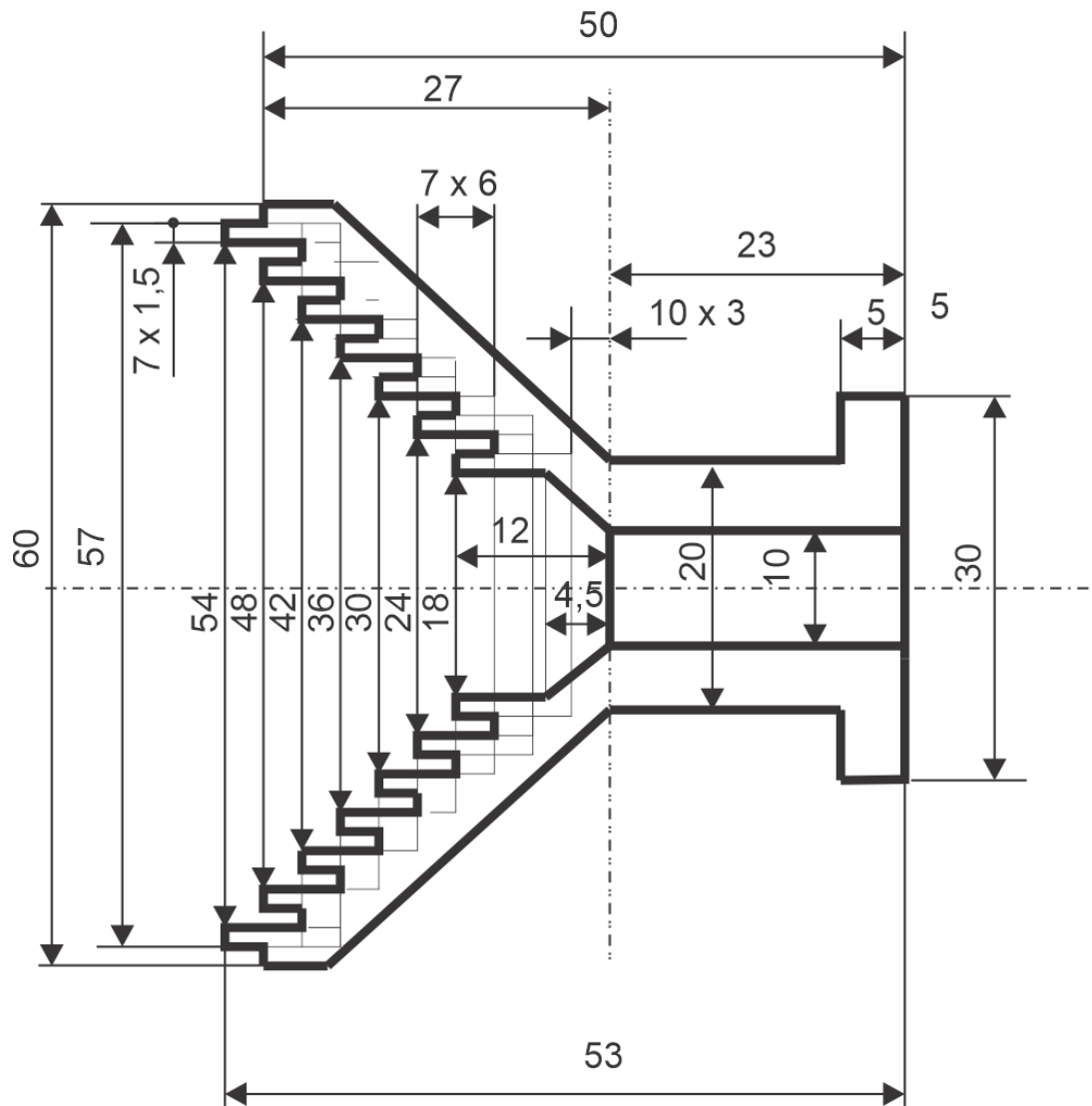
Edit...

Remove

Show Hidden

OK

Cancel



Simulated and measured radiation pattern GainL3x.